

EPiC Gout



Dr Noni Richards

The logo for He Ako Hiringa, featuring three concentric circles in shades of orange, yellow, and blue. The text "He Ako Hiringa" is written in a serif font, with "Learning Always" in a smaller sans-serif font below it.

He Ako
Hiringa
Learning
Always

EPiC dashboard

– supporting medicines access equity

EPiC aims to give you data that is:

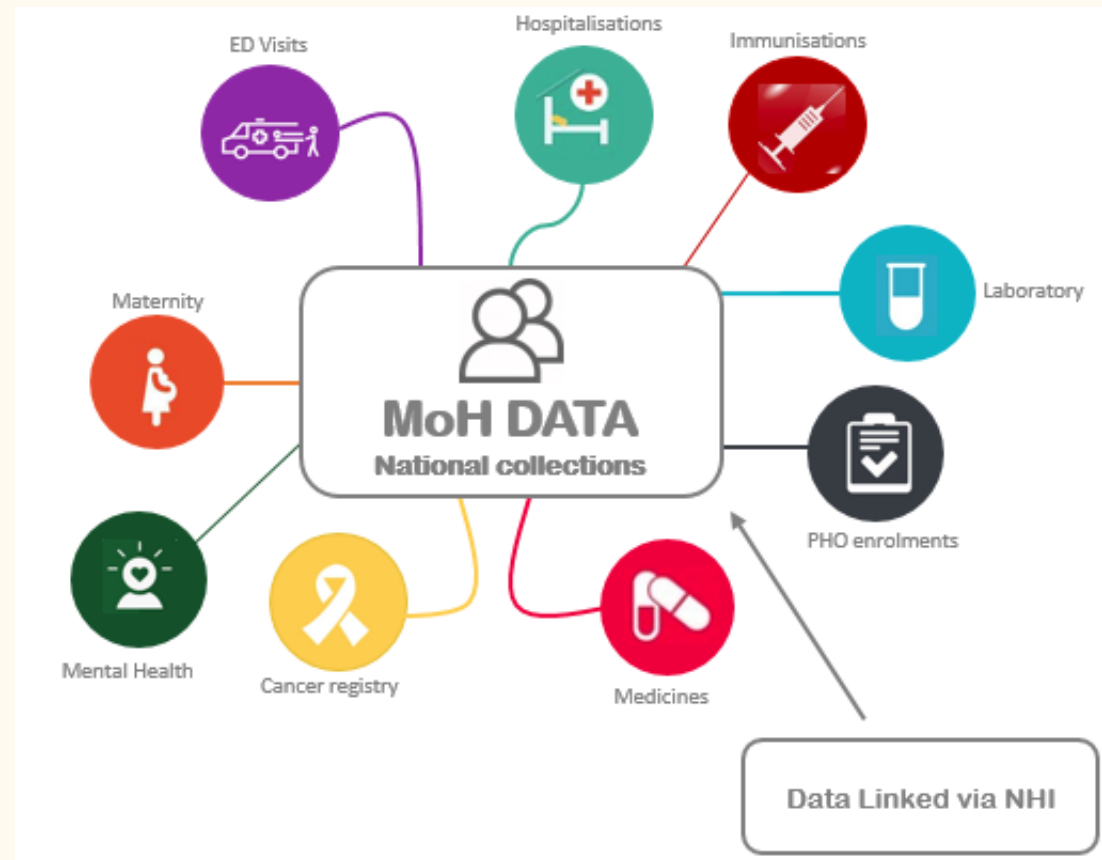
- personalized
- interactive
- up-to-date

EPiC also provides:

- clear messaging
- equity focused education



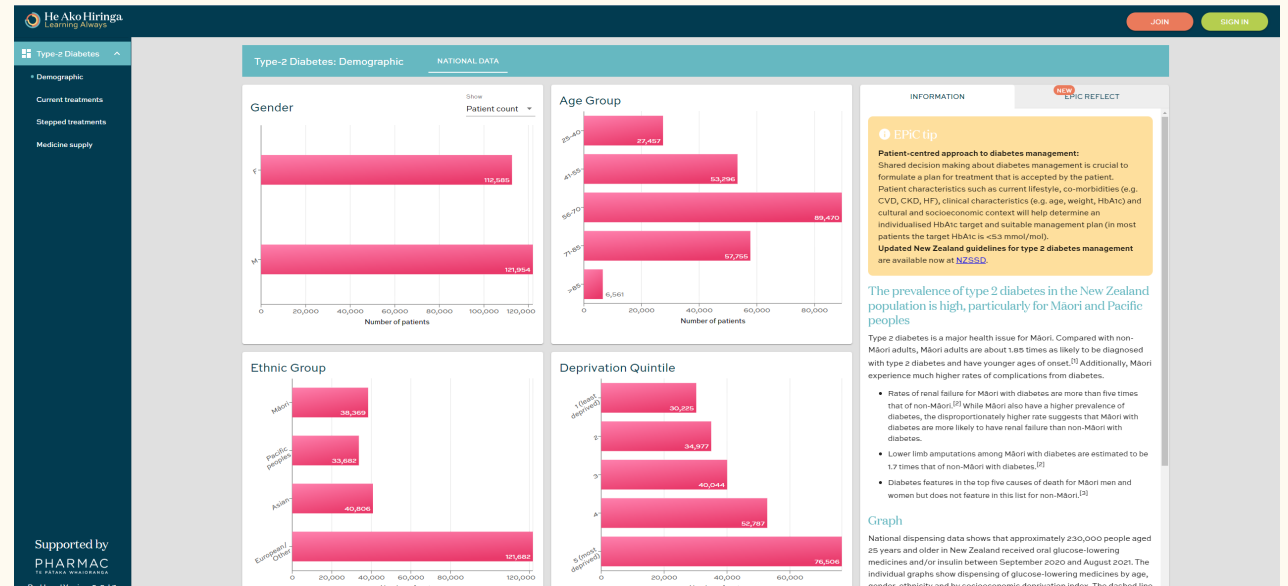
Where does our data come from?



EPiC re-design and re-launch

Feedback from users about the **EPiC Diabetes dashboard** showed us prescribers wanted:

- help to interpret their data
- an easier log in process
- more practical solutions for using the data to improve health outcomes



EPiC Gout



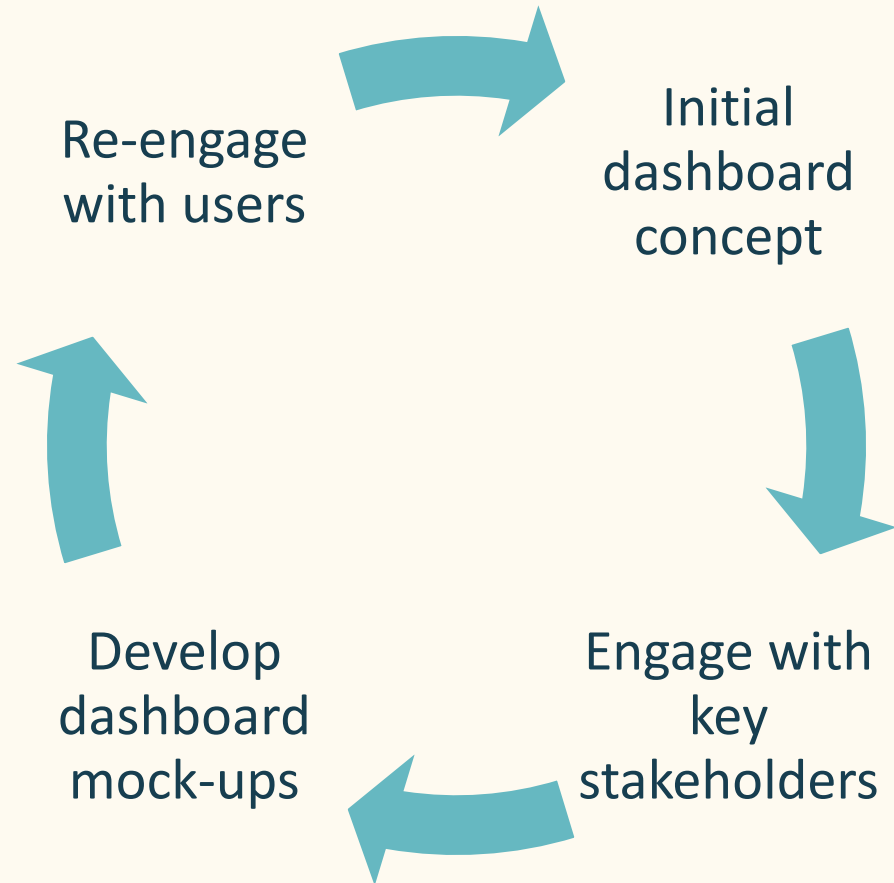
PHARMAC's data insights inform the new gout dashboard

Data stories presented in the EPiC Gout dashboard include:

1. Urate-lowering treatment
2. Flare medicines
3. NSAIDs
4. Demographics of patients with gout

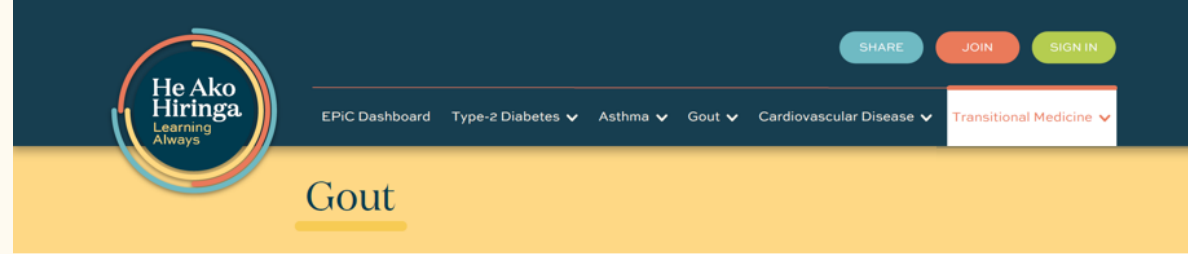


Engagement process



EPiC Gout

Urate lowering treatment (ULT) - one of the key data themes for the EPiC Gout dashboard

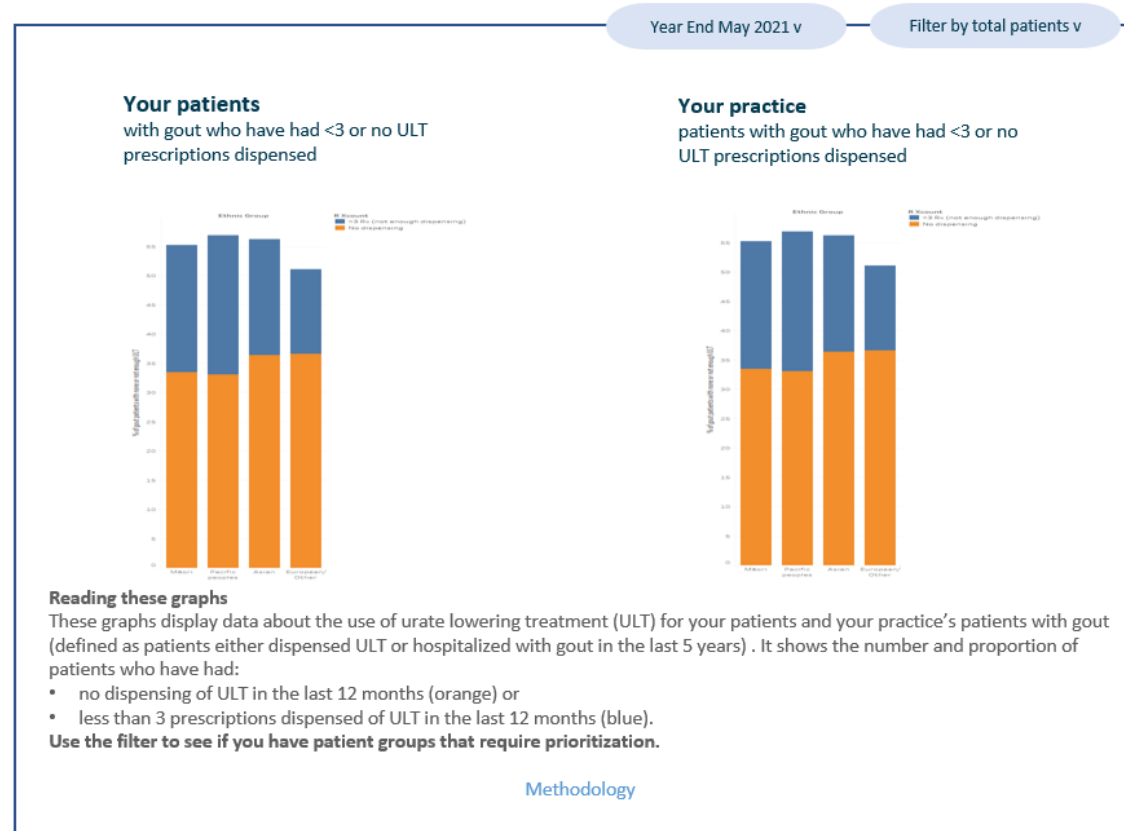


Urate-lowering treatment (ULT)

Undertreatment of gout is common and leads to unnecessary disability and loss of quality of life.

- Nationally, more than half of people with gout were not dispensed urate lowering treatment (ULT) in the previous 12 months.
- Māori and Pacific peoples are more likely to have gout, but they are less likely to receive regular urate-lowering therapy such as allopurinol
- Long-term urate-lowering treatment should be discussed after the first gout flare and strongly recommended after the second flare.

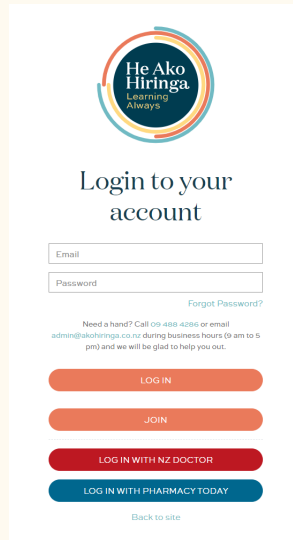
Use the data displays below to see how many of your patients are not dispensed regular urate lowering treatment (ULT)



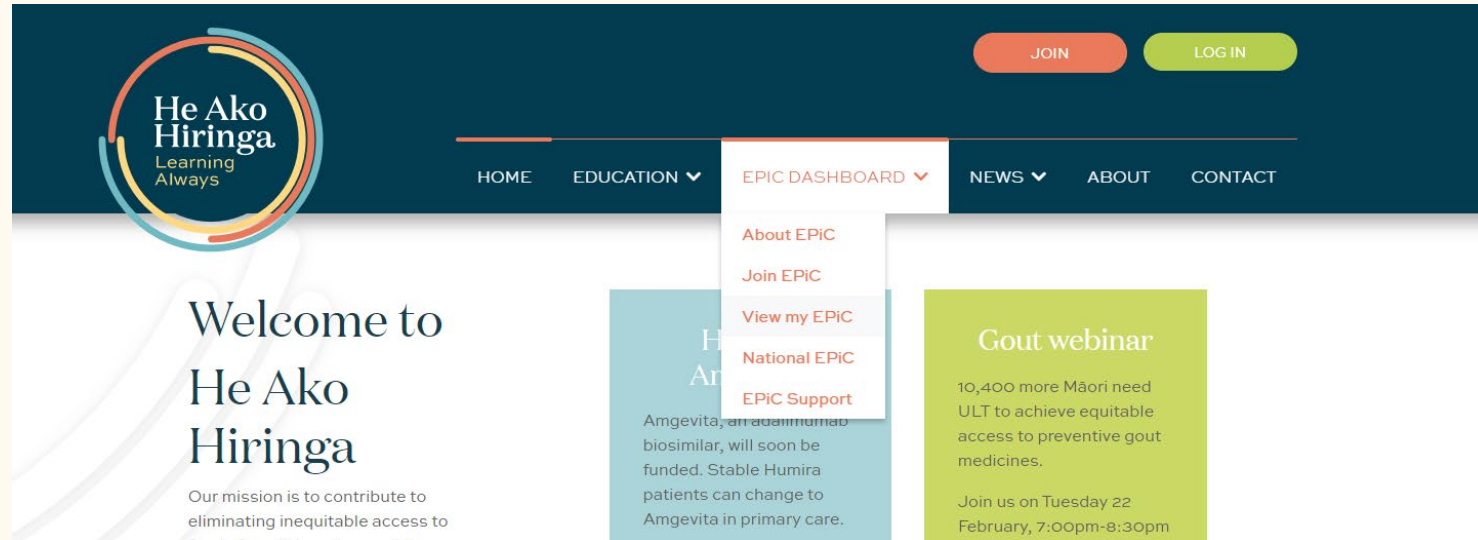
Accessing EPiC

If you are not already using EPiC

– you can log in through He Ako Hiringa and click through to the EPiC dashboard



The screenshot shows the login page for He Ako Hiringa. It features the organization's logo at the top, followed by the text "Login to your account". Below this are input fields for "Email" and "Password", with a "Forgot Password?" link. There are four buttons: "LOG IN" (orange), "JOIN" (orange), "LOG IN WITH NZ DOCTOR" (red), and "LOG IN WITH PHARMACY TODAY" (blue). A "Back to site" link is at the bottom.



The screenshot shows the website's navigation menu. The logo "He Ako Hiringa Learning Always" is on the left. The menu items are: HOME, EDUCATION (with a dropdown arrow), EPIC DASHBOARD (with a dropdown arrow), NEWS (with a dropdown arrow), ABOUT, and CONTACT. The EPIC DASHBOARD dropdown menu is open, showing options: About EPiC, Join EPiC, View my EPiC, National EPiC, and EPiC Support. Below the menu, there are sections for "Welcome to He Ako Hiringa" and "Gout webinar".

If you are already using EPiC

– stay tuned for the new update...



The logo features a central text area surrounded by three concentric, broken circles in light blue, orange, and yellow. The background is a dark blue gradient with faint, larger concentric circles.

He Ako Hiringa

Learning
Always